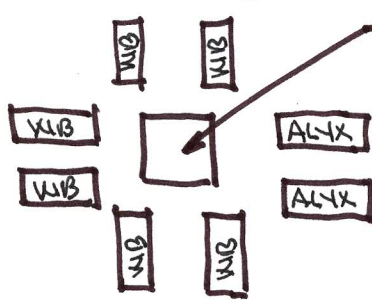


(1) 2'6" x 8' TABLE



(1) 4' x 4' TABLE


LIFESOURCE STAFF
(1) 5' ROUND TABLE



(2) 2'6" x 8'0" TABLES





DONOR
RECOVERY
AREA



DONOR
WAITING

(3) 2'6" x 8'0" TABLES



DONOR
EXAM AREA

CBS
REGISTRATION



(1) 2'6" x 8'0" TABLE

DICKLER HALL
BLOOD DRIVE SETUP