



My Purim Activity Pack!



My Purim Activity pack contains early learning printables to use with your toddler or preschooler when studying about Purim. I would highly recommend printing the activities onto cardstock so that they are sturdier for younger hands.

Printables for this Activity Pack include:

- 8 Purim Word Cards
- Match the Rhyming Words!
- Tracing
- Lets bake Hamantaschen
- 2 Purim Mazes
- 2 Purim Coloring Pages
- Number Matching
- Matching
- Purim Puzzle

Please feel free to print this entire pdf file or just a few activities of your choice for your own personal use. They were created for private and non-profit use. Please do not sell or host these files anywhere else.

Purim Word Cards



Hamantaschen



Gragger



Megillah



Tzedakah

Purim Word Cards



Clown



Shalach Mimos

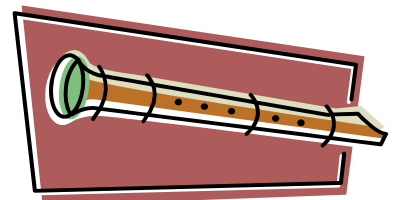




King


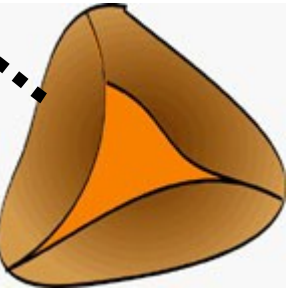


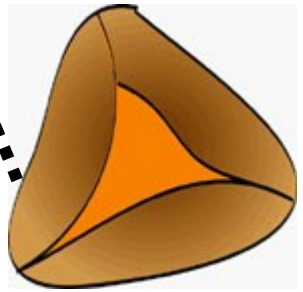



Queen

Match the Rhyming Words!



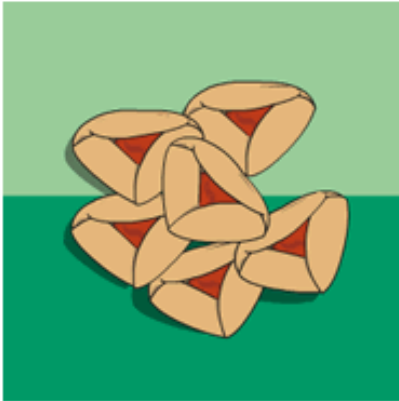
Take the clown to the hamantasch
and help Dina deliver
Shalach Manos to her Bubby!



Lets Bake Hamantashen!

Purim Hamantashen

This Recipe was taken from www.Chabad.org



INGREDIENTS

4 eggs
1 cup sugar
1/2 cup oil
1 Tbsp lemon juice and lemon rind from half a lemon
1 teaspoon vanilla
5 cups sifted flour
2 teaspoons baking powder
1 egg to brush
jelly for the filling



DIRECTIONS

Pre-heat oven to 350. Beat eggs and sugar. Add the next five ingredients and mix well. Divide the dough into four parts. Stretch it on a floured surface about 1/2 cm thick and cut out circles with a cup. Fill each one following the illustrations on the bottom and put them in a greased pan. Brush with beaten egg. Bake for 20 minutes.



Put half a teaspoon jelly in the middle of each circle.




Lift the right and the left side of the circle and put them together in the middle on top of the jelly, forming a triangle.




Lift the third side to the center and press it together with the first two.

Trace the Hamantashen!

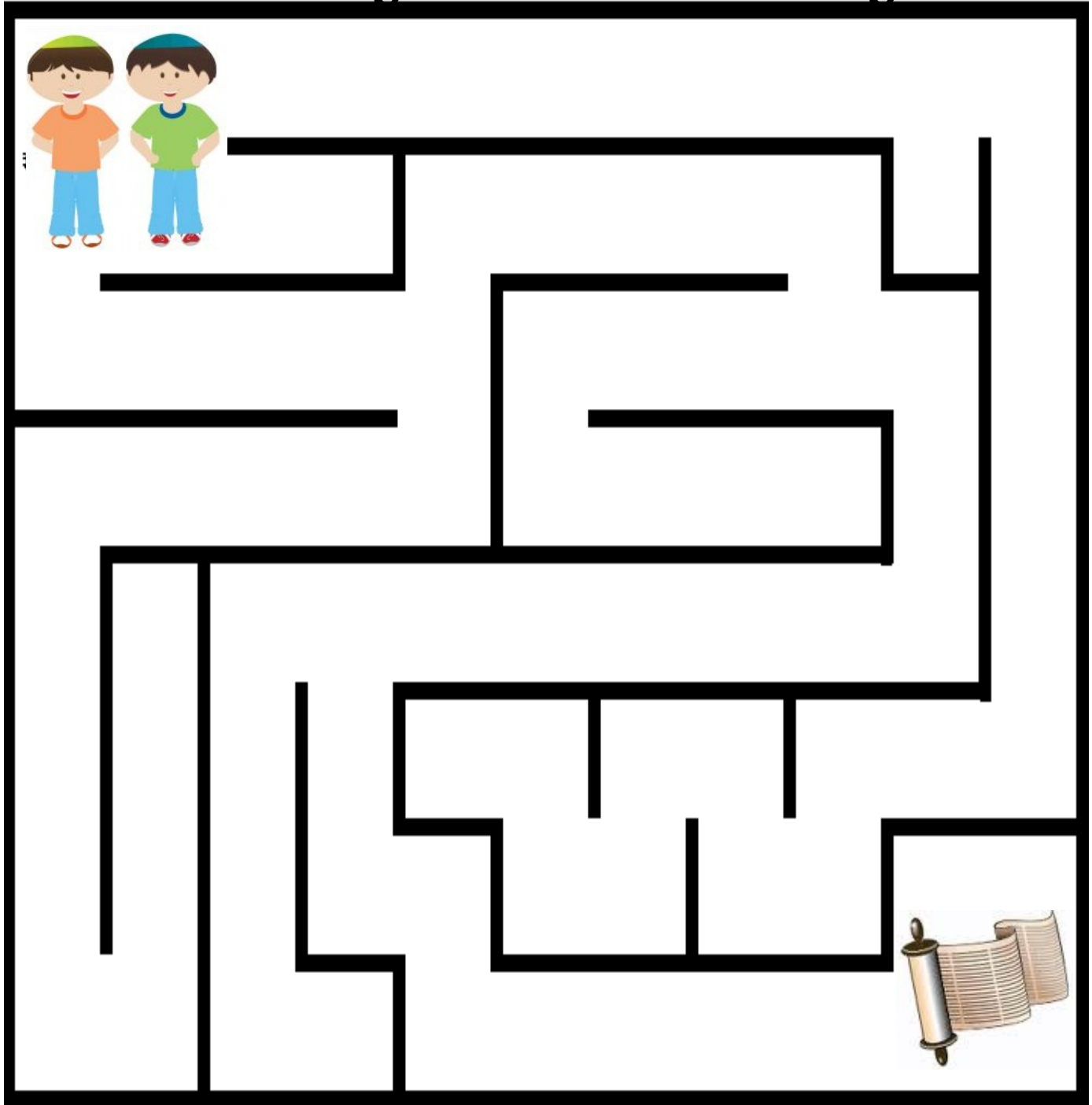




Show the Esther
the way to speak to
King Achashverosh!

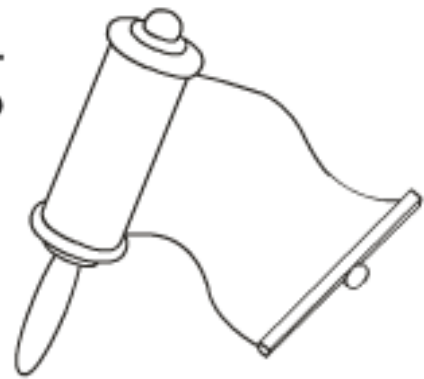


Take the boys to hear the Megillah!



The Four Mitzvos of Purim

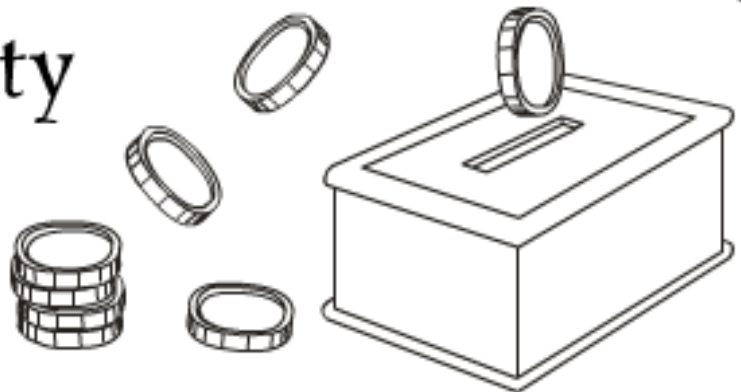
To hear the reading
of the Megila



To give two
foods to a friend




To give charity
to two needy
people




To make a festive
meal


Color the Purim Clown!




How many Hamantaschen?




1



2





3



4

Matching!



Cut out the Puzzle then put it back together!

